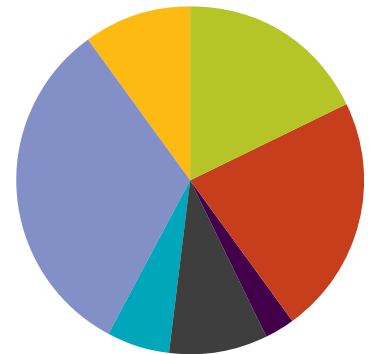


### Moderate asset allocation and allowable ranges

	SAA	Allowable range
Australian Shares	18.0%	3-33%
International Shares	22.0%	7-37%
Alternatives	3.0%	0-18%
Infrastructure	9.0%	0-24%
Property	6.0%	0-21%
Fixed Income	32.0%	17-47%
Cash	10.0%	0-25%

Strategic asset allocation (SAA)



### About Moderate

#### Aims to balance the level of long-term growth potential and investment risk

Invests in a mix of defensive assets such as enhanced cash and fixed income and growth assets like shares and property, with a small exposure to alternative investments and infrastructure.

#### Who is Moderate suitable for?

Suitable for people who wish to invest their super for three years or more.

**i** A portion of the international investments in this investment option are hedged. Currency hedging, which involves selling the international currency and buying the Australian dollar, reduces the currency volatility of this option's international investments.

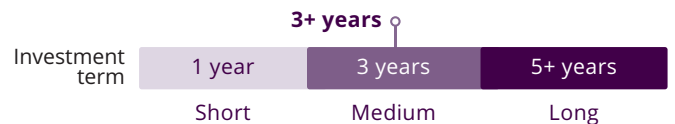
### What's the investment return objective?

Achieve a return exceeding the increase in the Consumer Price Index (CPI) by:

- **Super / Pre-retirement Pension (PRP)** - at least 2.5% pa, after tax and investment costs, over any 10 year period.
- **Account-based Pension (ABP)** - at least 3.0% pa, after tax and investment costs, over any 10 year period.

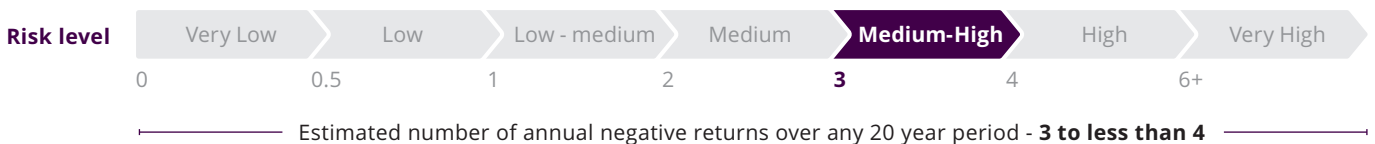
### What's the minimum time you should invest in Moderate?

At least three years.



### Moderate's Standard Risk Measure^


Moderate's risk level is medium to high. The estimated number of annual negative returns over any 20 year period is 3 to less than 4. These negative returns can be experienced several years apart or several years in a row within the 20 year period.



## How has Moderate performed?

### What to look for in investment performance?


As Moderate invests in a mix of defensive and growth assets, investors should expect moderate long-term returns with lower risk, but with the chance of some low or even negative returns in some years. Short-term performance can vary. Generally, it's important to focus on long-term performance and your investment time frame.

 Visit [mine.com.au](https://mine.com.au) for the latest investment returns.\*

### How we invest your money

We appoint professional investment managers to invest your money within strict guidelines.

We regularly review their performance and can remove managers and add new ones.

 Visit [mine.com.au](https://mine.com.au) for a list of our investment managers.

## Want to make an investment choice?

Read the **Making an Investment Choice** factsheet then log in to your online account at [mine.com.au](https://mine.com.au) using your member number and password.

Once you've logged in, select the menu item **Manage my investments** and select **Change my investment options** to make your investment choice.

If you don't make a choice we'll automatically invest your money in the Lifecycle Investment Strategy.

When deciding which investment option is right for you, it's important to focus on your investment horizon, how much risk you're comfortable with and how much super you need for retirement. If you're still unsure about the right investment option for you, you should talk to your financial adviser.

**NOTE: The Moderate investment option will be available for investment from 20 May 2024.**

## Fee and costs

These are costs for managing the investments Moderate invests in. They do not include administration fees and costs or other fees such as advice fees.

We generally calculate and deduct these fees and costs daily when unit prices are determined.

### Investment fees and costs

- Super / Pre-retirement Pension 0.52% pa
- Account-based Pension 0.52% pa

### Transaction costs

- Super / Pre-retirement Pension 0.04% pa
- Account-based Pension 0.04% pa

## Need more information or advice?

If you have any questions or need help call us on 13 64 63, Monday to Friday, 8am to 6pm or email [help@mine.com.au](mailto:help@mine.com.au)

**\* Past performance isn't necessarily an indication of future performance.**

<sup>^</sup> We've measured risk using the super industry's Standard Risk Measure so you can compare investment options between different funds. The Standard Risk Measure describes risk based on the number of negative annual returns expected over any 20 year period. It's calculated using a simulated model that takes into account factors that may affect returns. This isn't a complete assessment of investment risk, as it doesn't show the size of negative returns, whether you'll meet your investment objective or the impact of fees and taxes on your returns. You need to be comfortable with the risk and potential losses of your chosen investment options. Visit [mine.com.au](https://mine.com.au) for more information about the Standard Risk Measure, the Trustee's risk assessment methodology and other types of investment risk.

**Mine Super** | T 13 64 63 | F 02 4962 3469 | E [help@mine.com.au](mailto:help@mine.com.au) | [mine.com.au](https://mine.com.au)

This is general advice only and does not take into account your financial situation, needs or objectives. Before acting, consider if the information is right for your needs and circumstances and read the relevant Product Disclosure Statement (PDS). The Target Market Determinations (TMDs) for our financial products can be found at [mine.com.au/tmd](https://mine.com.au/tmd). If there are any inconsistencies between this document and the PDS or Trust Deed the terms of the PDS or Trust Deed will prevail. This information is based on our understanding of current Australian laws and assumes they will remain unchanged. Issued by AUSCOAL Superannuation Pty Ltd ABN 70 003 566 989 AFS licence 246864 Trustee for the Mine Superannuation Fund ABN 16 457 520 308. Advice is provided by Mine Super Financial Advice a trading name of Mine Super Services Pty Ltd ABN 49 051 315 014 AFS licence 502700.